

**Paint Horse Club of Oklahoma**

**&**

**Oklahoma Appaloosa Horse Club**

**May 10-12, 2024**

**OKC Fairgrounds – Barn 8**

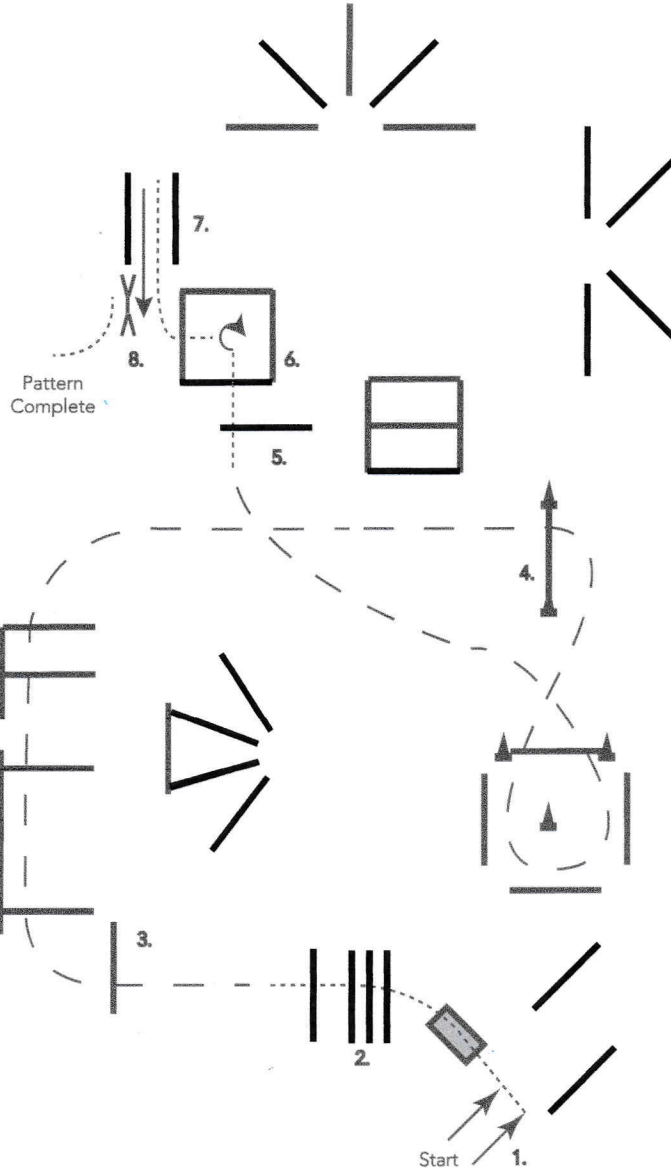

**Oklahoma City OK**





- 39. All Breed Yearling In Hand Trail
- 40. APHA Yearling In Hand Trail
- 41. APHA AM Yearling In Hand Trail
- 42. All Breed YA W/T Trail 18&U
- 43. All Breed W/T Trail 19&O

- 44. APHA/ApHC YA W/T Trail 5-10, 10&U
- 45. APHA/ApHC YA W/T Trail W/T 11-18
- 46. APHA/ApHC AM/NP W/T Trail
- 47. APHA AM SPB W/T Trail



- 1. Side pass right
- 2. Walk over bridge & walk over poles
- 3. Jog over poles
- 4. Jog serpentine over poles
- 5. Walk into box
- 6. Walk over pole, 270\* turn right  
Walk out of box into chute
- 7. Back to gate
- 8. Work & close gate left hand

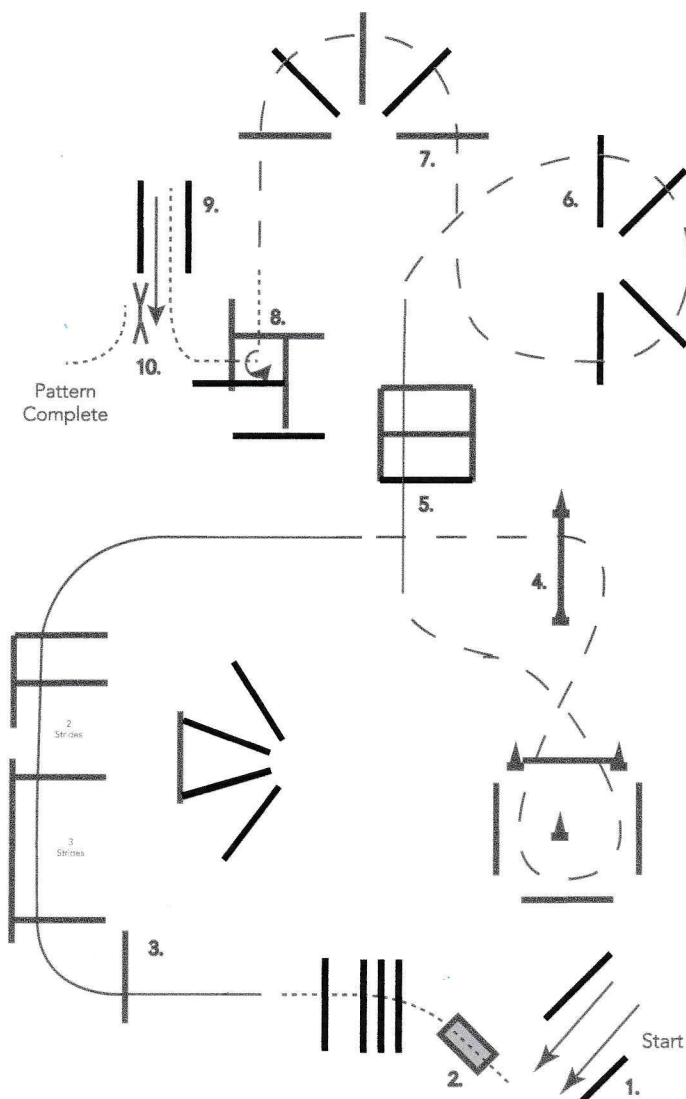

**Pattern Complete**

**ROBERT DEHN**  
EQUINE PRODUCTIONS  
COPYRIGHT 2024

|                                |
|--------------------------------|
| Walk                           |
| Extended Walk                  |
| Jog                            |
| Extended Jog                   |
| Lope                           |
| Extended Lope                  |
| Back or Side-Pass              |
| Turn around                    |
| # Of strides<br>"2 S" or "3 S" |

- 48. APHA Novice YA Trail
- 49. APHA/ApHC Novice AM/NP Trail
- 50. All Breed YA Trail 18&U
- 51. APHA/ApHC YA Trail 18&U
- 52. All Breed Trail 19&O

- 55. APHA/ApHC Green Trail All Ages
- 56. APHA/ApHC Jr Trail
- 58. APHA YA SPB Trail
- 59. APHA AM SPB Trail

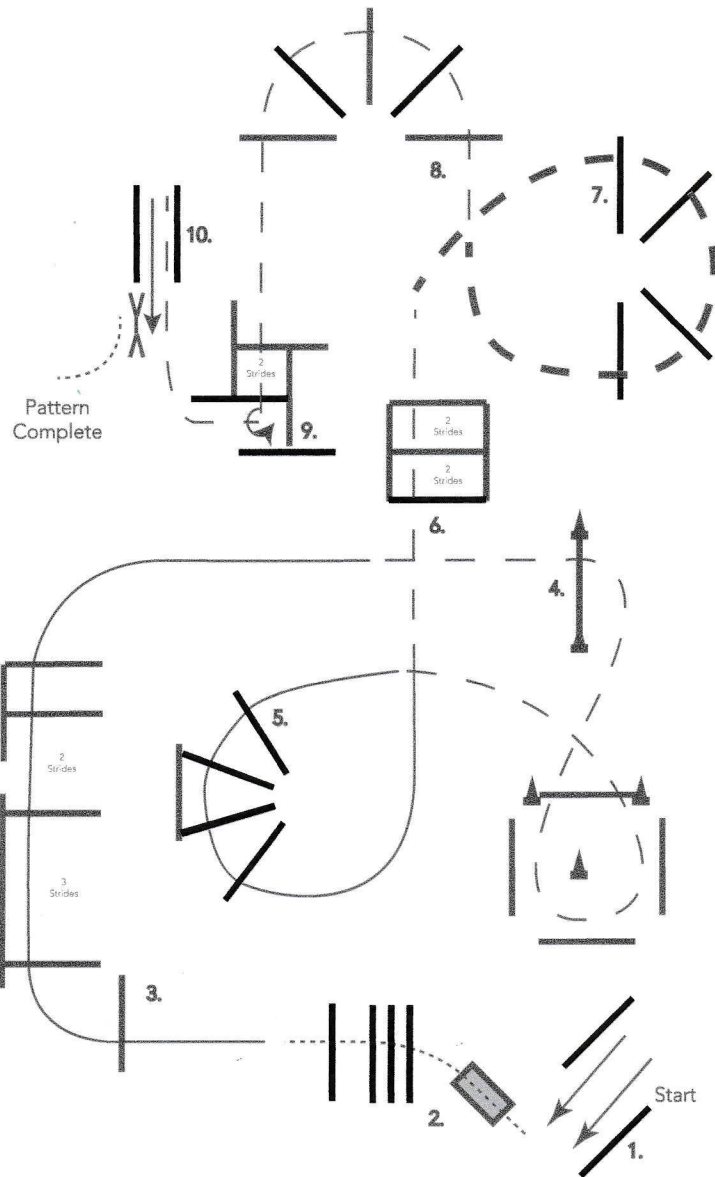


- 1. Side pass left
  - 2. Walk over bridge & poles
  - 3. Lope right lead over poles
  - 4. Jog serpentine over poles
  - 5. Lope left lead over poles
  - 6. Jog over poles
  - 7. Jog over poles
  - 8. Walk over pole, 270\* left  
Walk out of box into chute
  - 9. Back to gate
  - 10. Work & close gate left hand
- Pattern Complete**

**ROBERT DEHN**  
EQUINE PRODUCTIONS  
COPYRIGHT 2024

|                                |
|--------------------------------|
| Walk                           |
| Extended Walk                  |
| Jog                            |
| Extended Jog                   |
| Lope                           |
| Extended Lope                  |
| Back or Side-Pass              |
| Turn around                    |
| # Of strides<br>"2 S" or "3 S" |

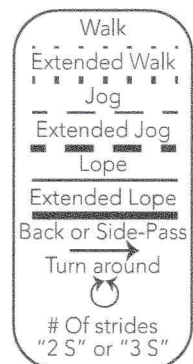
- 53. APHA/ApHC AM/NP Trail
- 54. APHA/ApHC AM/NP Trail Masters
- 57. APHA/ApHC Sr Trail
- 60. APHA Open SPB Trail



- 1. Side pass left
- 2. Walk over bridge & poles
- 3. Lope right lead over poles
- 4. Jog serpentine over poles
- 5. Lope left lead over poles
- 6. Jog over poles
- 7. Extended jog over poles
- 8. Jog over poles
- 9. Stop, 270\* turn left  
jog out of box into chute
- 10. Back to gate  
work & close gate left hand

**Pattern Complete**


**ROBERT DEHN**  
EQUINE PRODUCTIONS  
COPYRIGHT 2024



# PHCO & OKApHC World Show Warm Up

Warmup (WT 112 113 114 115 116 APHA AM Walk Only 117 279)

Show Date: 05/10-12/2024



Be ready at A.

1. Trot to B and stop.
2. Perform a 90 degree turn. Walk to judge.
3. Stop, set up, inspection.
4. When dismissed, perform a 90 degree turn.
5. Trot to the line up or follow the directions of the ring steward.

|        |                  |
|--------|------------------|
| Walk   | -----            |
| Trot   | - - - - -        |
| Back   | ← ⊃ ⊃ ⊃<br>⊃ ⊃ ⊃ |
| Marker | ⊙ B              |
| Judge  | ● J              |

[S/WT-29]

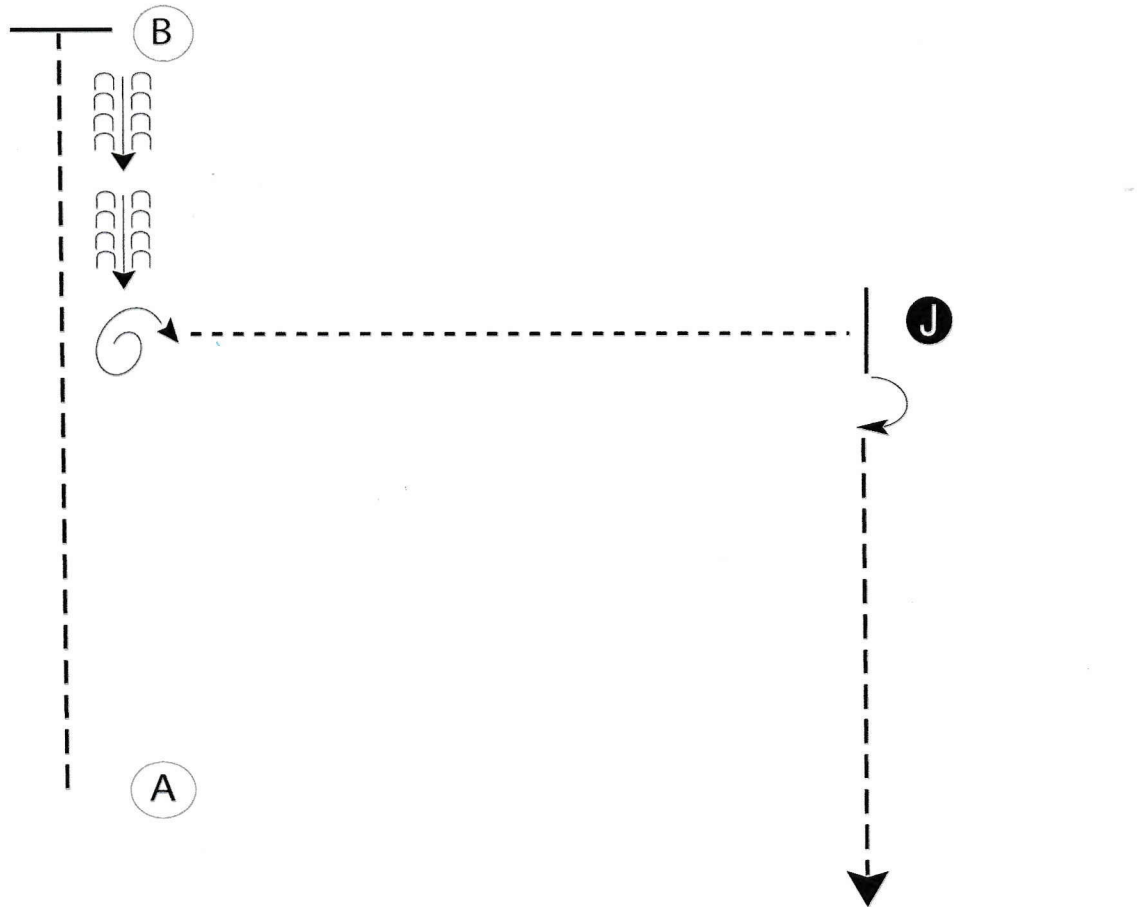
Pattern Provided by:

WWW.HORSESHOWPATTERNS.COM




# PHCO & OKApHC World Show Warm Up Showmanship (Nov Yth Nov AM, Nov NP 120 121)

Show Date: 05/10-12/2024



1. Begin at A. Trot to B and stop.
2. Back until even with judge.
3. Perform a 450 degree turn. Walk to judge.
4. Stop, set up, inspection.
5. When dismissed, perform a 90 degree turn.
6. Trot to the line up or follow the directions of the ring steward.

|        |   |
|--------|---|
| Walk   | -----   |
| Trot   | - - - - -   |
| Back   | ←  |
| Marker | ⓑ   |
| Judge  | ⓐ   |

[S/2-29]

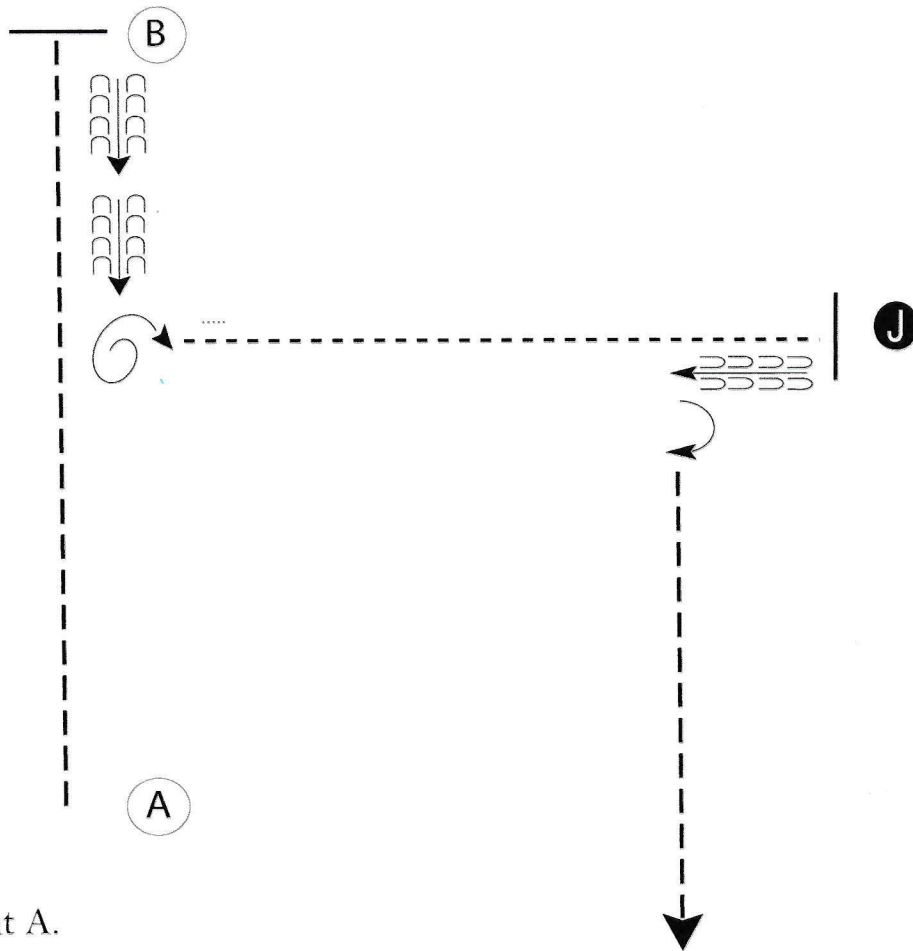
Pattern Provided by:

www.horsheshowpatterns.com

# PHCO & OKApHC World Show Warm Up

## Showmanship (Yth AM NP 118 119 122 123 124 125 126)

Show Date: 05/10-12/2024



Be ready at A.

1. Trot to B and stop.
2. Back until even with judge.
3. Perform a 450 degree turn. Walk to judge.
4. Stop, set up, inspection.
5. When dismissed, back approximately one horse length.
6. Perform a 90 degree turn.
7. Trot to the line up or follow the directions of the ring steward.

|        |           |
|--------|-----------|
| Walk   | -----     |
| Trot   | - - - - - |
| Back   | ←         |
| Marker | ⓑ         |
| Judge  | ⓐ         |

[S/3-29]

Pattern Provided by:

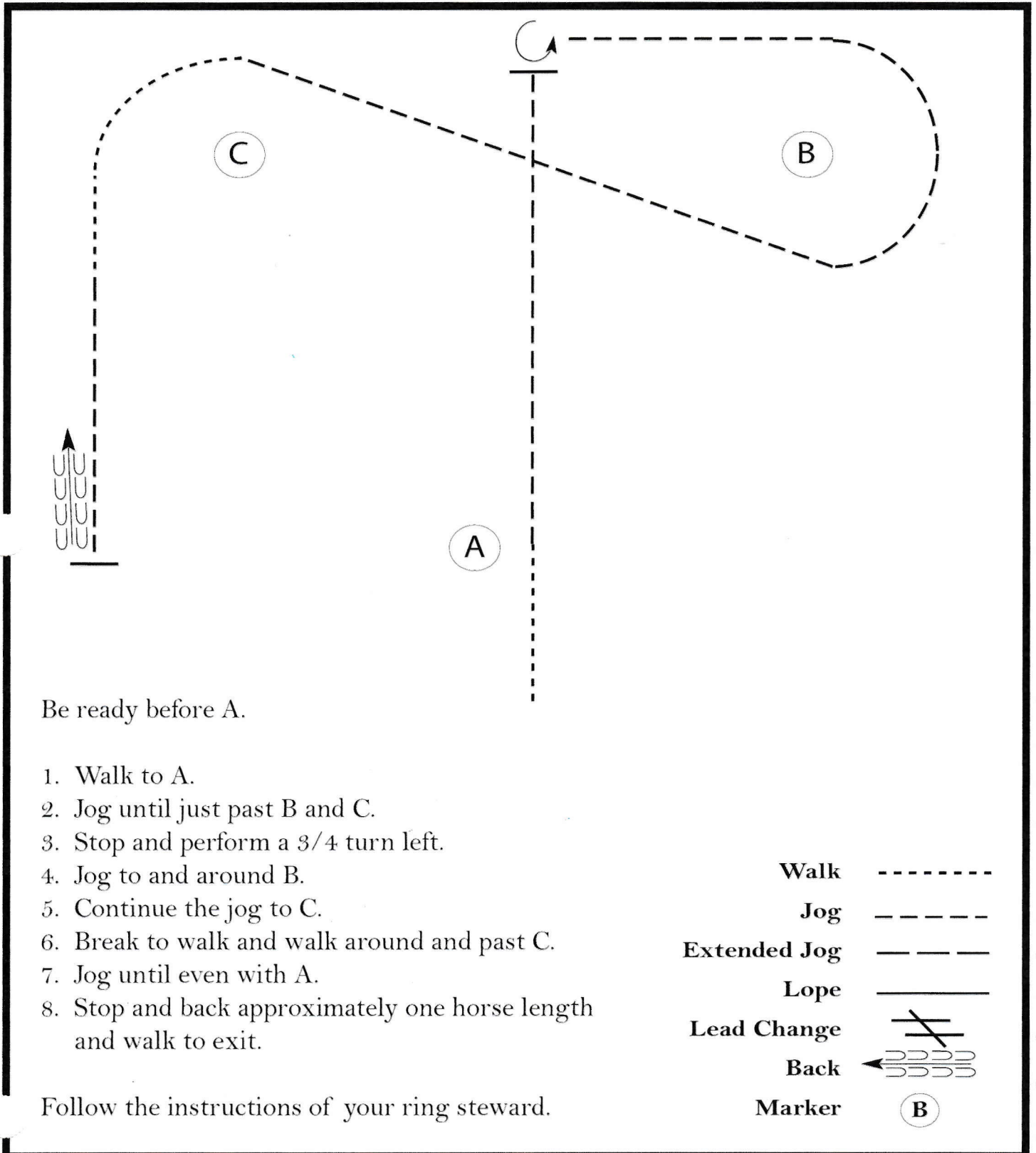
www.horsethows.com





# PHCO & OKApHC World Show Warm Up Western Horsemanship (WT 140 141 142 143 144 145)

Show Date: 05/10-12/2024



Be ready before A.

1. Walk to A.
2. Jog until just past B and C.
3. Stop and perform a 3/4 turn left.
4. Jog to and around B.
5. Continue the jog to C.
6. Break to walk and walk around and past C.
7. Jog until even with A.
8. Stop and back approximately one horse length and walk to exit.

- Walk -----
- Jog - - - - -
- Extended Jog - - - - -
- Lope \_\_\_\_\_
- Lead Change
- Back
- Marker (B)

Follow the instructions of your ring steward.

[WH/WT-91]

Pattern Provided by:

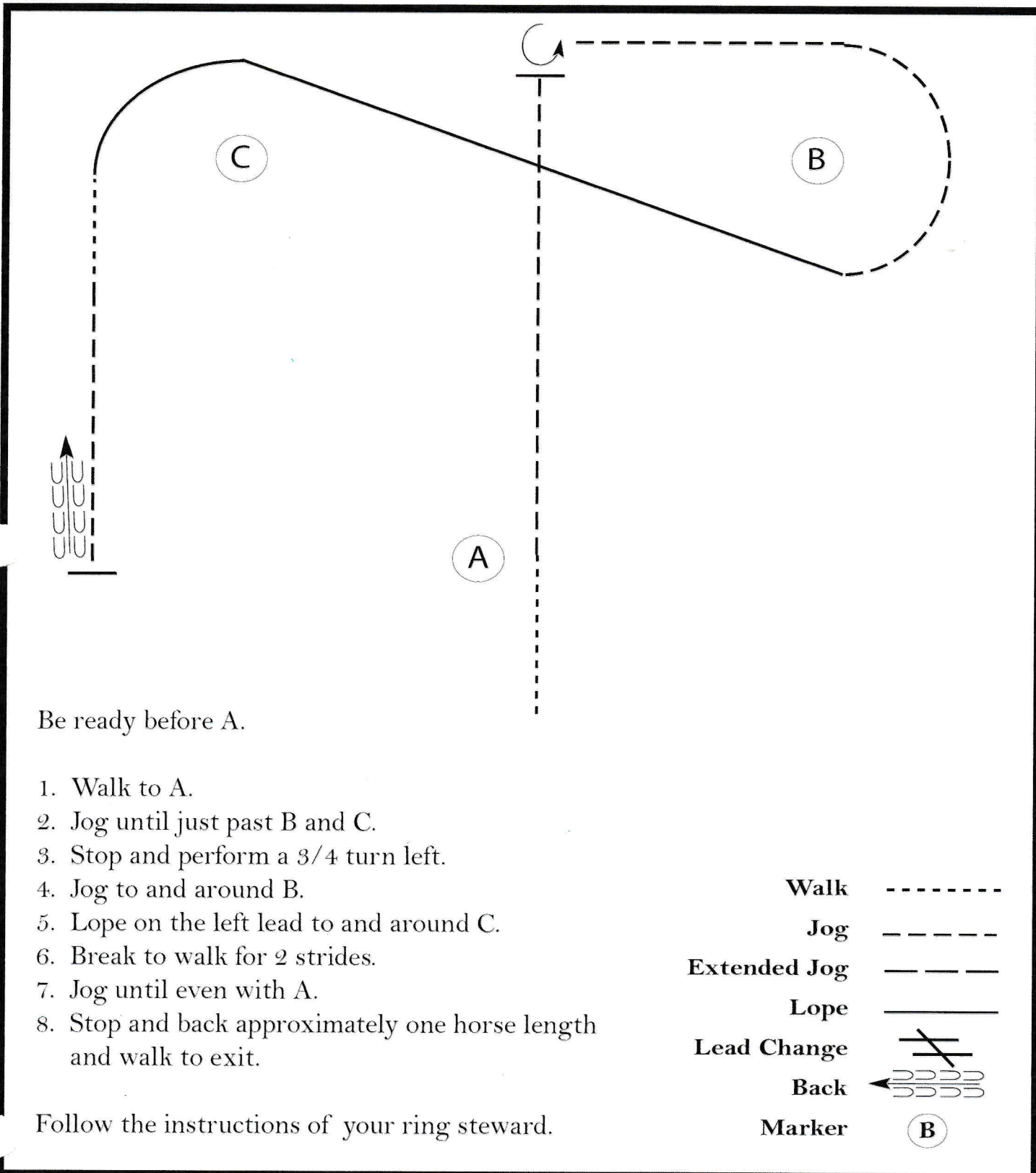
WWW.HORSESHOWPATTERNS.COM

WWW.HORSESHOWPATTERNS.COM

# PHCO & OKApHC World Show Warm Up

Western Horsemanship (Nov Yth Nov AM Nov NP 148 149)

Show Date: 05/10-12/2024



Be ready before A.

1. Walk to A.
2. Jog until just past B and C.
3. Stop and perform a 3/4 turn left.
4. Jog to and around B.
5. Lope on the left lead to and around C.
6. Break to walk for 2 strides.
7. Jog until even with A.
8. Stop and back approximately one horse length and walk to exit.

|              |       |
|--------------|-------|
| Walk         | ----- |
| Jog          | ----- |
| Extended Jog | ----- |
| Lope         | ----- |
| Lead Change  | ⚡     |
| Back         | ←     |
| Marker       | ⓑ     |

Follow the instructions of your ring steward.

[WH/1-91]

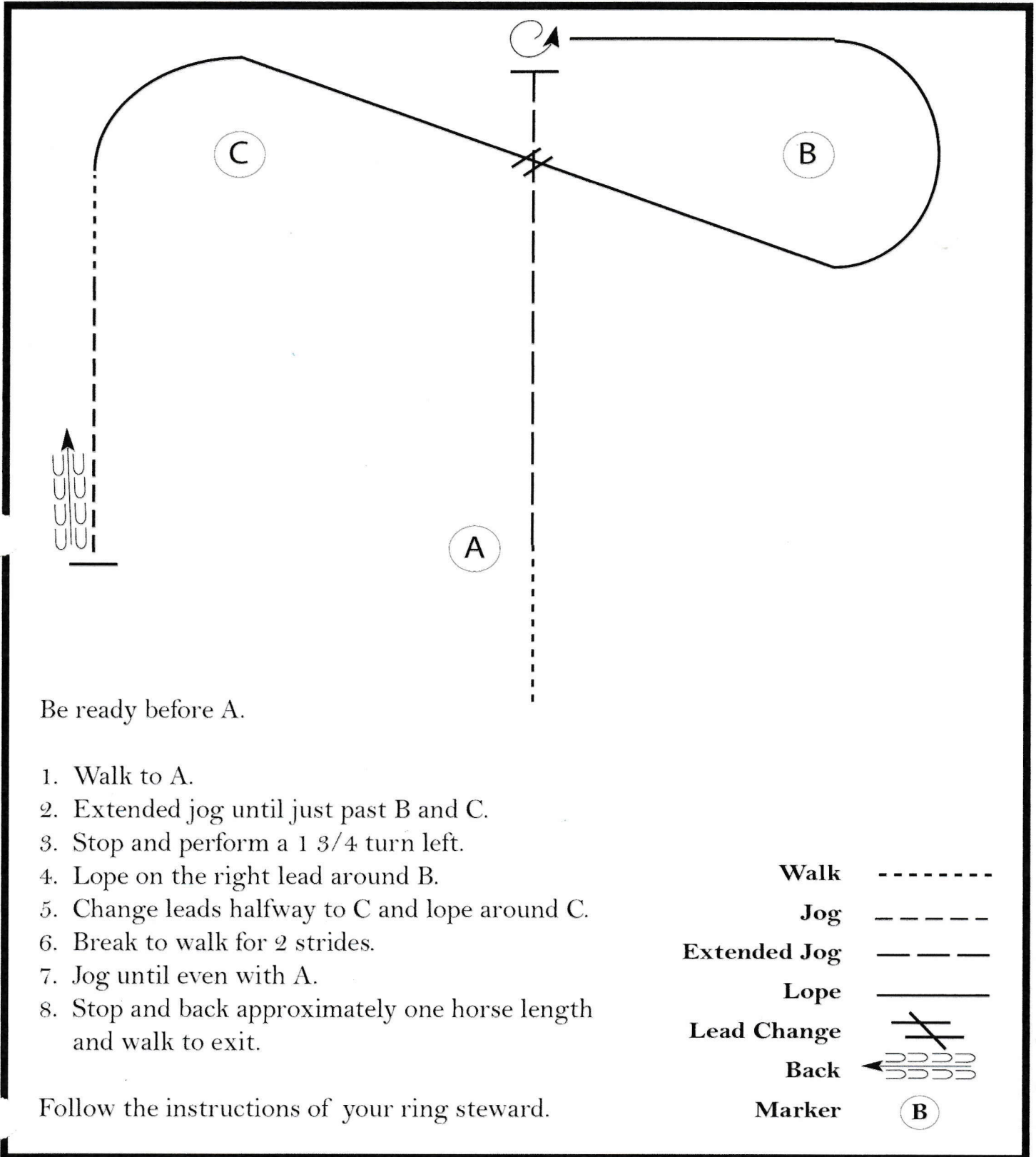
Pattern Provided by:

www.horsheshowpatterns.com

# PHCO & OKApHC World Show Warm Up

Western Horsemanship (Yth AM NP 146 147 150 151 152 153 154)

Show Date: 05/10-12/2024



Be ready before A.

1. Walk to A.
2. Extended jog until just past B and C.
3. Stop and perform a 1 3/4 turn left.
4. Lope on the right lead around B.
5. Change leads halfway to C and lope around C.
6. Break to walk for 2 strides.
7. Jog until even with A.
8. Stop and back approximately one horse length and walk to exit.

Follow the instructions of your ring steward.

- Walk -----
- Jog - - - - -
- Extended Jog - - - - -
- Lope \_\_\_\_\_
- Lead Change
- Back
- Marker

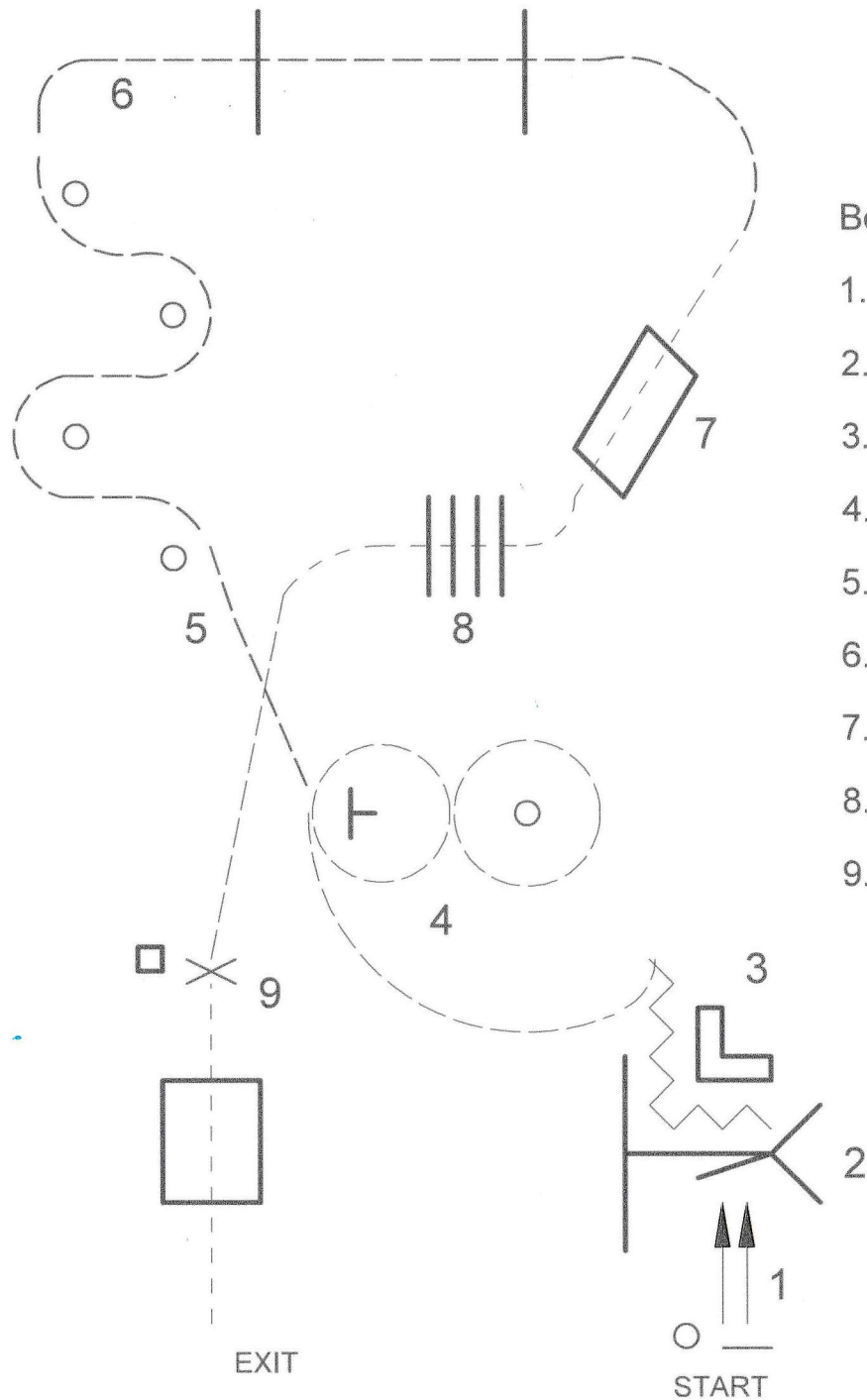
[WH/3-91]

Pattern Provided by:

www.HorsemanshipPatterns.com

# RANCH TRAIL - ALL WALK TROT

Ranch Trail - Walk Trot  
Classes 156 157, 158

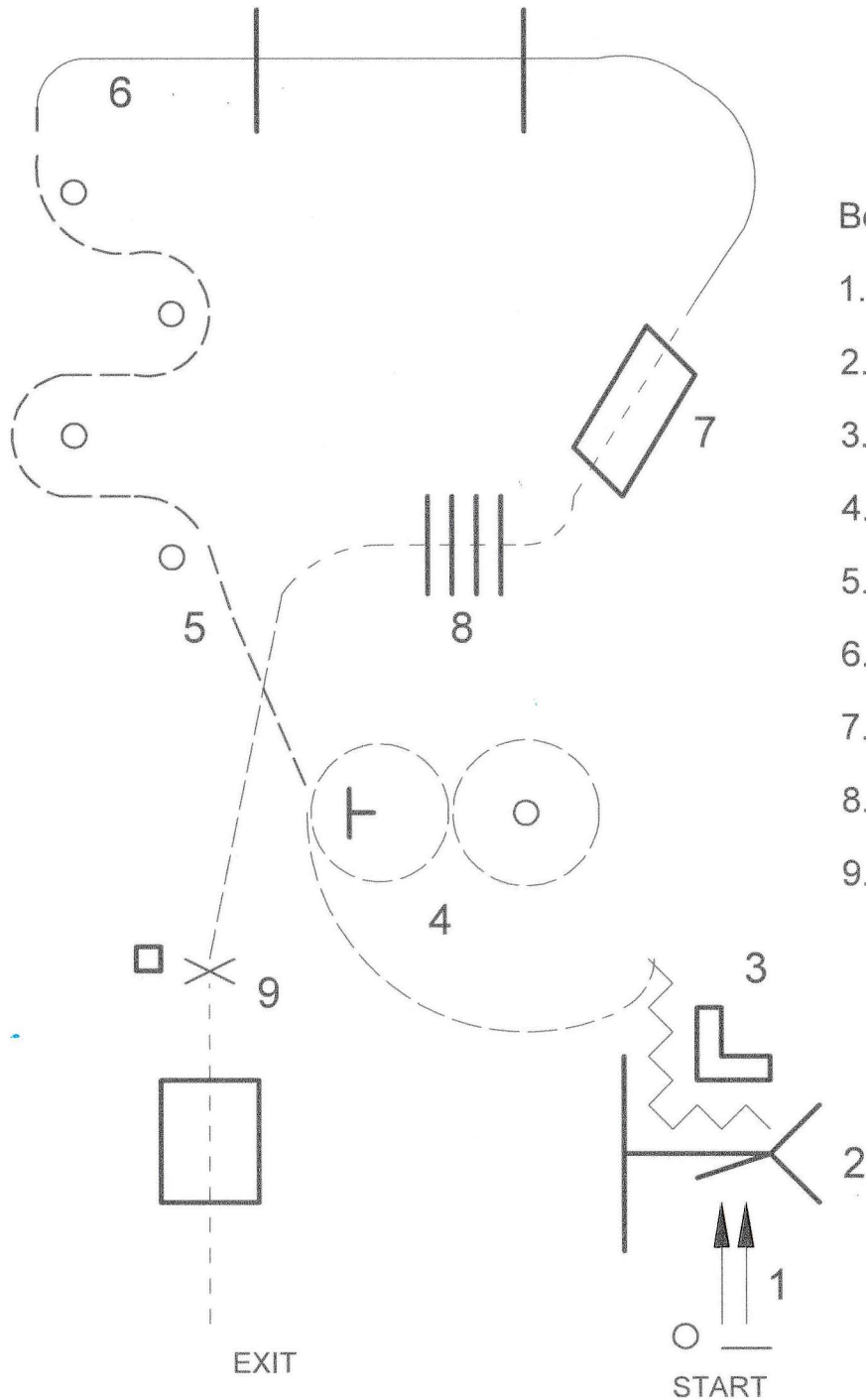


Be ready, facing marker.

1. Sidepass right to gate.
2. Work gate, right hand.
3. Back through L.
4. Trot to fence, pick up rope, trot figure 8, replace rope.
5. Extended trot through serpentine.
6. Extended trot over logs.
7. Walk over brush and bridge.
8. Walk over logs and trot to marker.
9. Stop at marker, dismount and lead horse at a walk through the box to the exit.

2022 KATHRYN ERICKSON



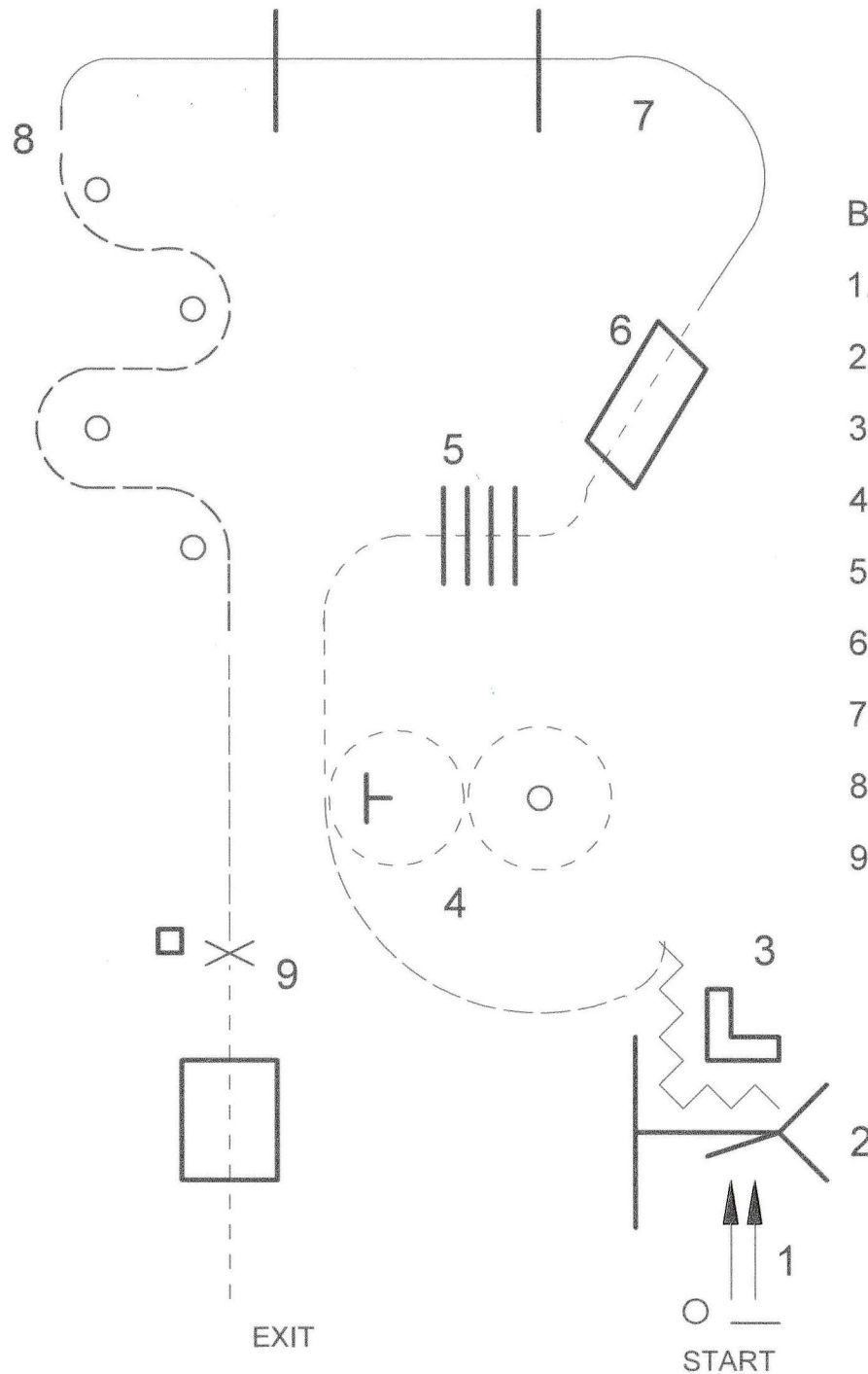


Be ready, facing marker.

1. Sidepass right to gate.
2. Work gate, right hand.
3. Back through L.
4. Trot to fence, pick up rope, trot figure 8, replace rope.
5. Extended trot through serpentine.
6. Lope in right lead over logs.
7. Walk over brush and bridge.
8. Walk over logs and trot to marker.
9. Stop at marker, dismount and lead horse at a walk through the box to the exit.

RANCH TRAIL - OPEN

Ranch Trail Open  
Class 160, 163, 164, 167



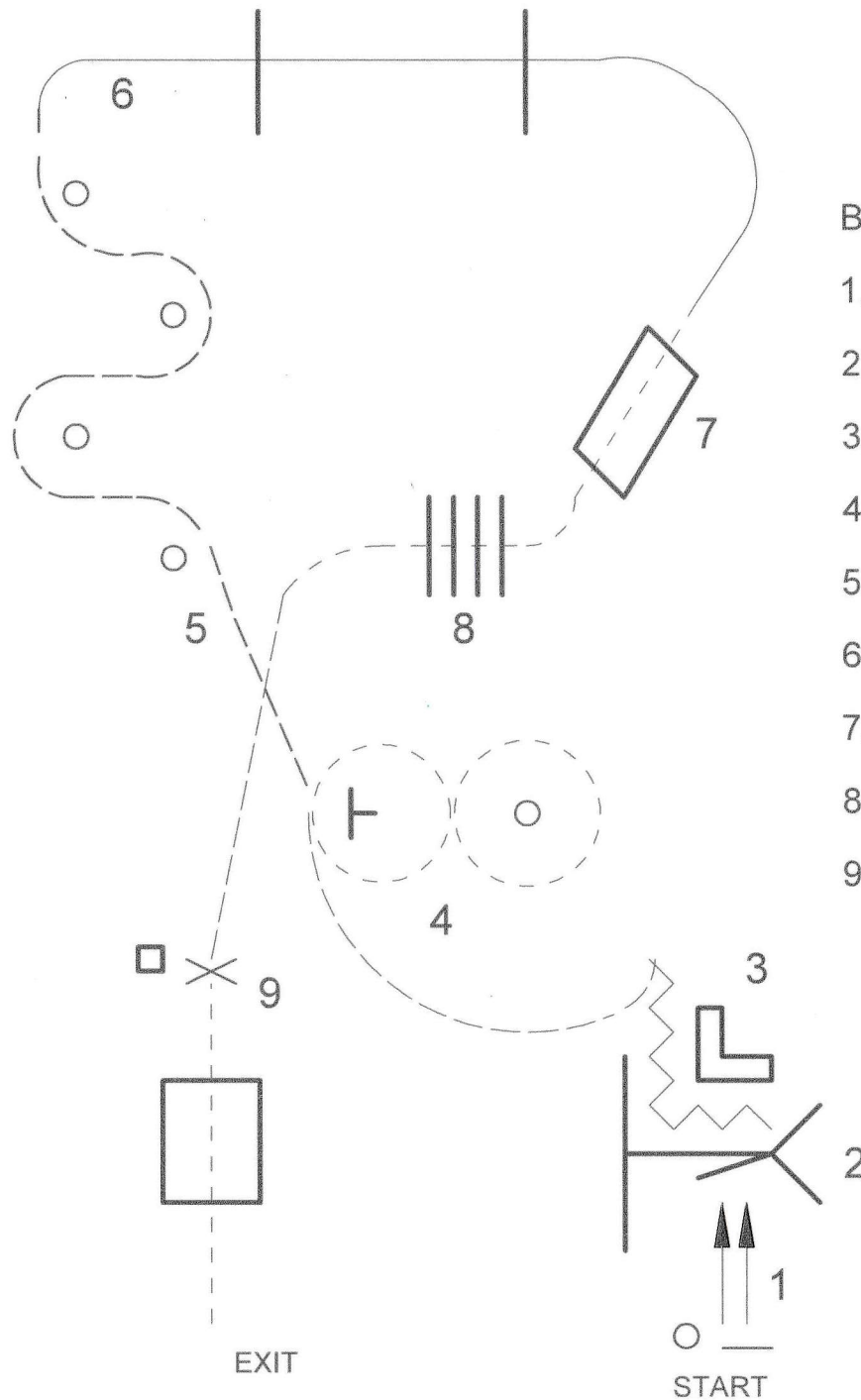
Be ready, facing marker.

1. Sidepass right to gate.
2. Work gate, right hand.
3. Back through L.
4. Trot to drag, drag log in figure 8 at walk.
5. Walk over logs.
6. Walk over brush and bridge.
7. Lope left lead over logs.
8. Extended trot through serpentine, collect the trot.
9. Stop at marker, dismount and lead horse at a walk through the box to the exit.

2022 KATHRYN ERICKSON

# RANCH TRAIL - AMATUER/NON PRO

Ranch Trail Amateur/Non-Pro  
Class 162, 166



Be ready, facing marker.

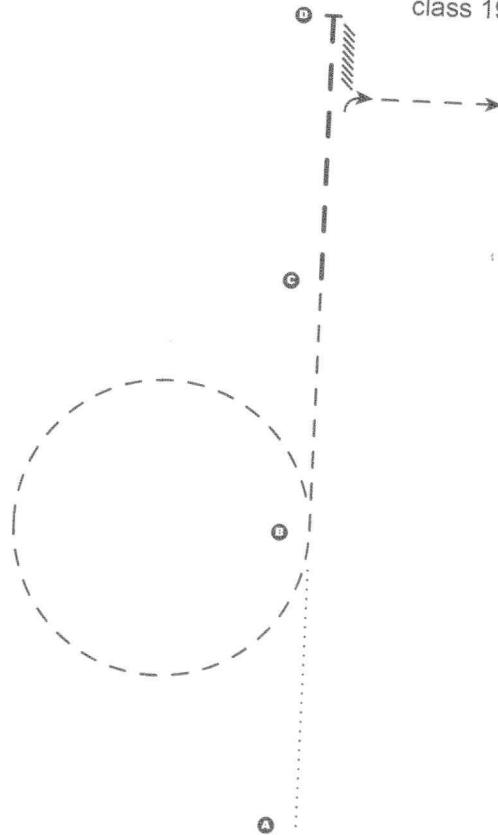
1. Sidepass right to gate.
2. Work gate, right hand.
3. Back through L.
4. Trot to drag, drag log in figure 8 at walk.
5. Extended trot through serpentine.
6. Lope in right lead over logs.
7. Walk over brush and bridge.
8. Walk over logs and trot to marker.
9. Stop at marker, dismount and lead horse at a walk through the box to the exit.

2022 KATHRYN ERICKSON

**EQUESTRIANS WITH DISABILITIES  
HORSEMANSHIP (WALK/JOG)  
PATTERN 2**

ApHC supported  
Walk Only  
class 193

ApHC  
Independent WT  
class 194



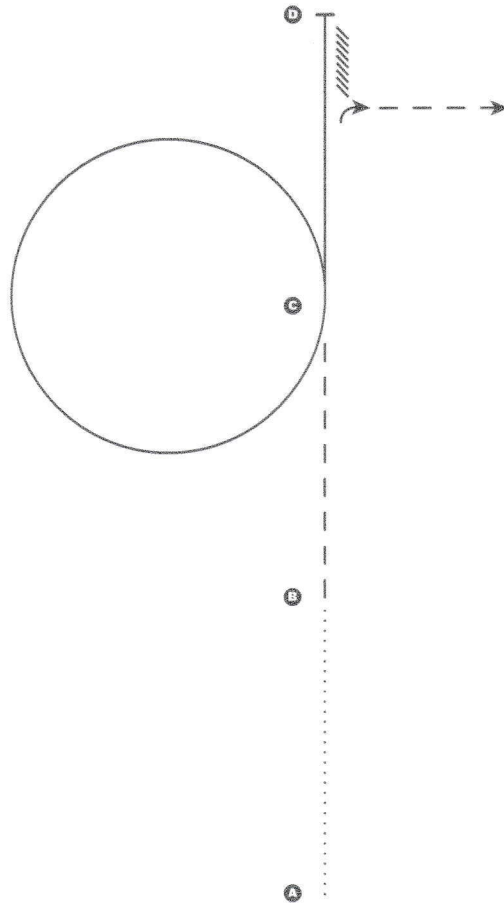
| LEGEND |               |
|--------|---------------|
| .....  | Walk          |
| .....  | Extended Walk |
| -----  | Jog           |
| -----  | Extended Jog  |
| ////// | Back          |

1. Be ready at A, walk from A to B
2. At B, jog a circle to the left and continue jogging to C
3. At C, extended jog to D
4. At D, stop
5. Back approximately one horse length
6. Perform a 90° turn right and jog away, pattern is complete

Note: Cones should be set in a manner that is the most appropriate for the class, arena and maneuvers.

**EQUESTRIANS WITH DISABILITIES  
HORSEMANSHIP (WALK/JOG/LOPE)  
PATTERN 2**

APHA Independent  
W/J/L  
Class 195



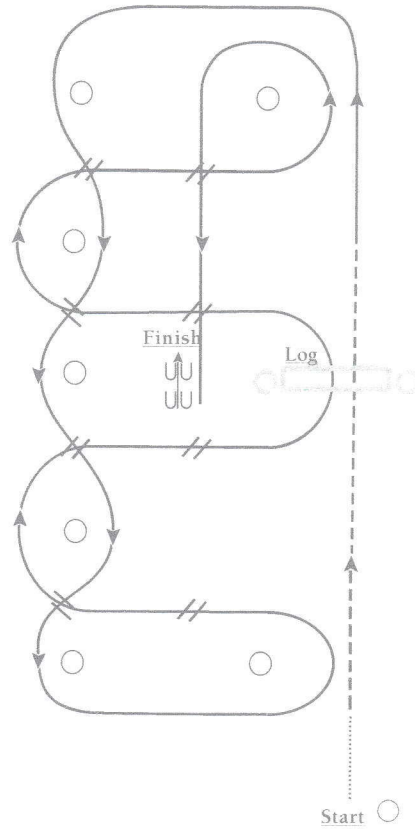
| LEGEND |                |
|--------|----------------|
| .....  | Walk           |
| .....  | Extended Walk  |
| ---    | Jog            |
| ---    | Extended Jog   |
| ---    | Lope           |
| ---    | Extended Slope |
| ////   | Back           |

1. Be ready at A, walk from A to B
2. At B, jog to C
3. At C, lope a circle to the left on the left lead
4. Close circle and continue loping to D on the left lead
5. At D, stop
6. Back approximately one horse length
7. Perform a 90° turn right and jog away, pattern is complete

Note: Cones should be set in a manner that is the most appropriate for the class, arena and maneuvers.



Western Riding Pattern #1

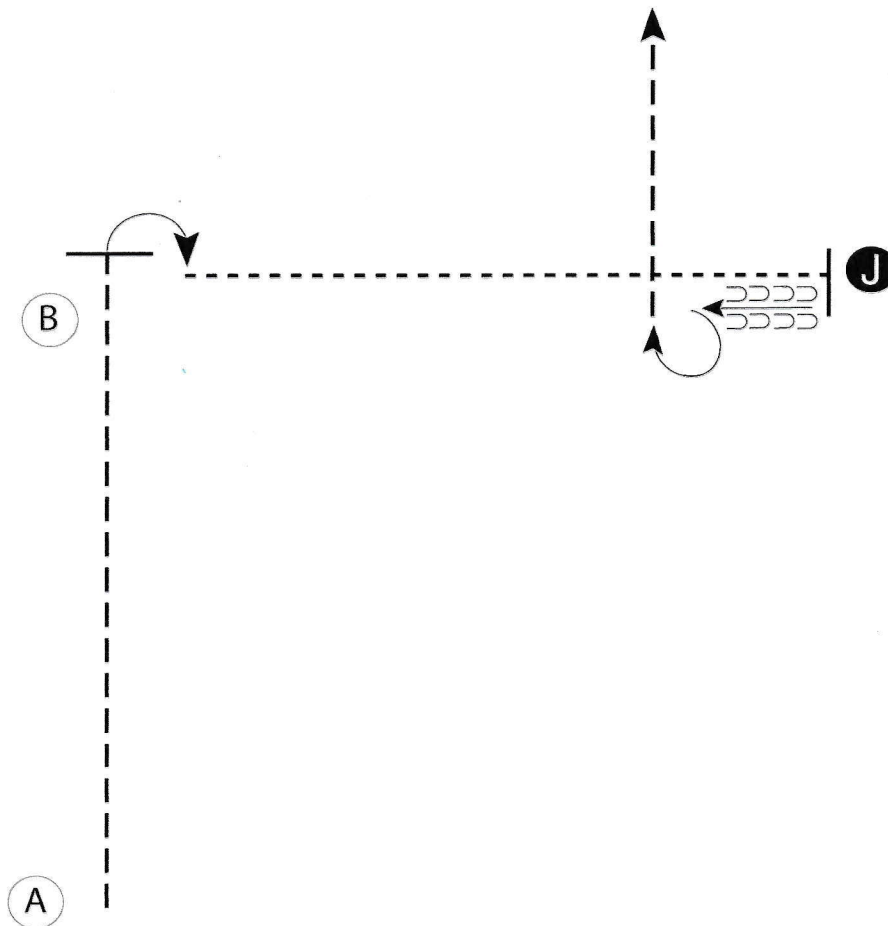


1. Walk at least 15 feet from start cone to the first marker, as drawn, transition to jog, jog over log.
2. Transition to lope and lope around end.
3. First line change.
4. Second line change.
5. Third line change.
6. Fourth line change and lope around the end of arena.
7. First crossing change.
8. Second crossing change.
9. Lope over log.
10. Third crossing change.
11. Fourth crossing change.
12. Lope up the center, stop and back.

# PHCO & OKApHC World Show Warm Up

## English Showmanship (Yth 232)

Show Date: 05/10-12/2024



1. Begin at A. Trot from A past B
2. Stop and perform a 90 degree turn
3. Walk to the Judge, stop and set up for inspection
4. When dismissed back one horse length and perform a 270 degree turn
5. Trot to the line-up

|        |           |
|--------|-----------|
| Walk   | -----     |
| Trot   | - - - - - |
| Back   | ←         |
| Marker | (B)       |
| Judge  | (J)       |

[S/1-14]

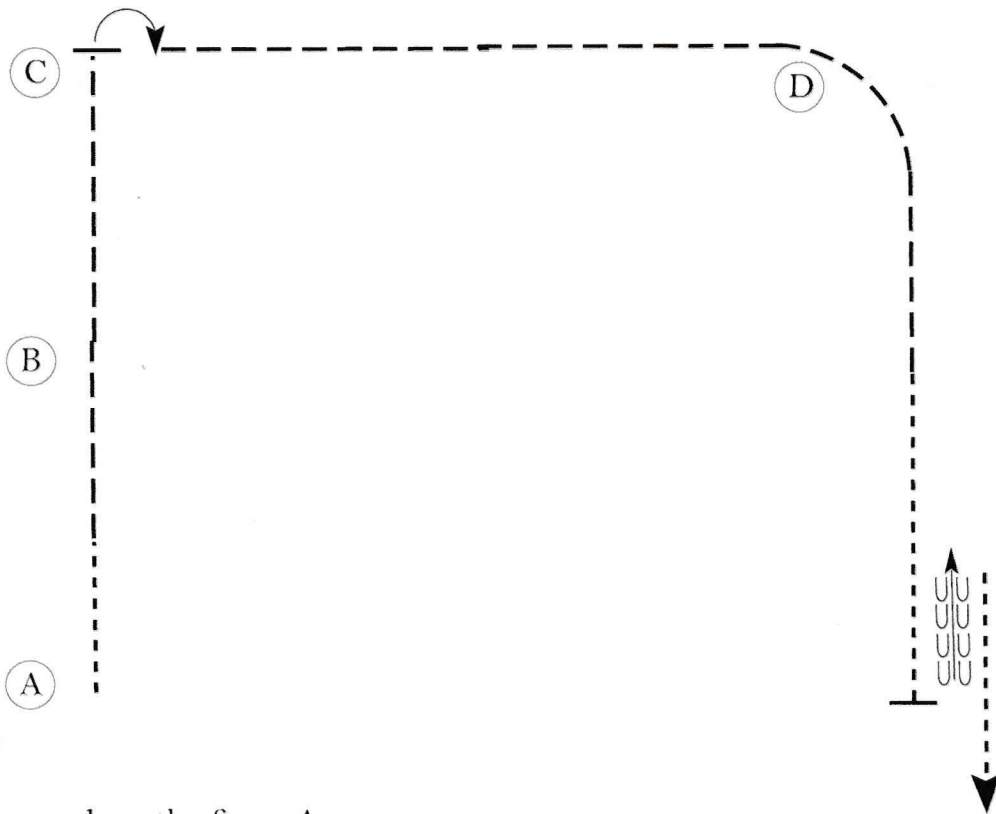
Pattern Provided by:

W W W . H O R S E S H O W P A T T E R N S . C O M

# PHCO & OKApHC World Show Warm Up

## Hunt Seat Equitation (WT 257 258 259 260 261 262)

Show Date: 05/10-12/2024



Be ready at A.

1. Walk two horse lengths from A.
2. Posting trot on the right diagonal to C.
3. Stop at C and perform a 90 degree turn on the hindquarters to the right.
4. Trot on the left diagonal to and around D.
5. When even with B, begin to walk.
6. Stop when even with A and back approximately one horse length.

Walk away from D and follow the instructions of your ring steward.

|               |             |
|---------------|-------------|
| Walk          | .....       |
| Trot          | - - - -     |
| Extended Trot | - - - -     |
| Canter        | ————        |
| Leg Yield     |             |
| Lead Change   | ///         |
| Back          | ←←←←        |
| Marker        | (B)         |
| Sidepass      | ← - - - - → |
| Hand Gallop   | ————        |

[HSE/WT-44]

Pattern Provided by:

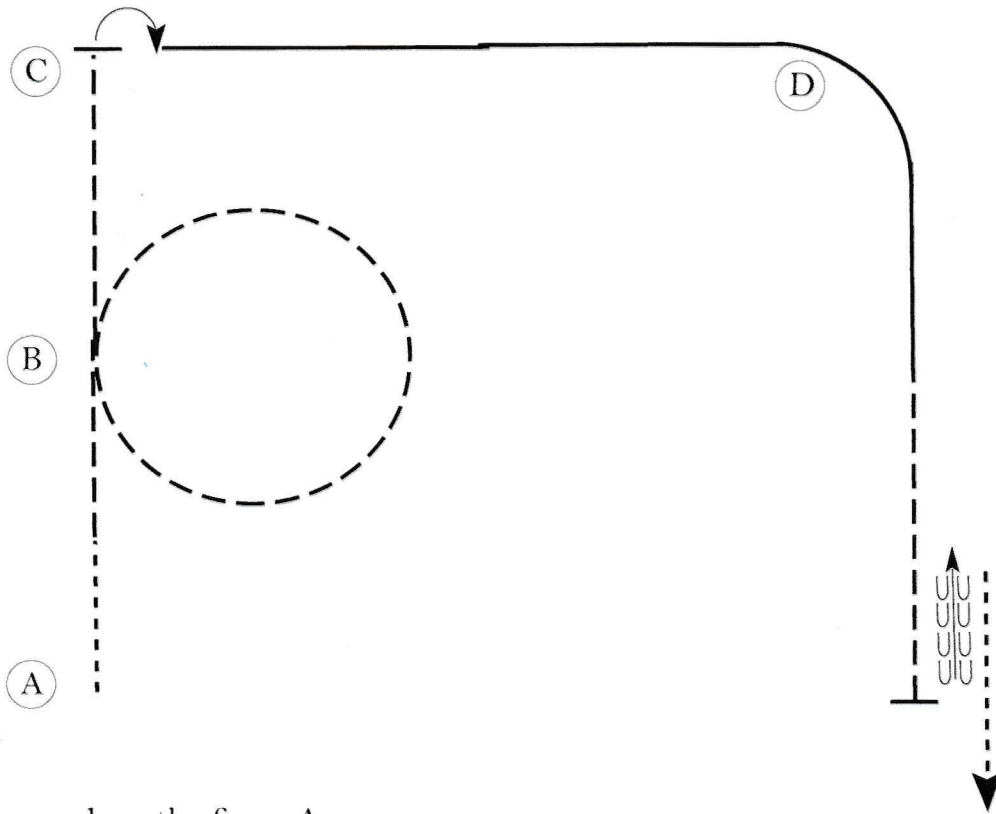
WWW.HORSESHOWPATTERNS.COM

WWW.HORSESHOWPATTERNS.COM

# PHCO & OKApHC World Show Warm Up

Hunt Seat Equitation (Nov Yth Nov AM Nov NP 265 266)

Show Date: 05/10-12/2024



Be ready at A.

1. Walk two horse lengths from A.
2. Sitting trot to B.
3. At B, trot a circle to the right on the left diagonal.
4. Continue trot to C.
5. Stop at C and perform a 90 degree turn on the hindquarters to the right.
6. Canter on the right lead to and around D.
7. When even with B, begin a posting trot on the right diagonal.
8. Stop when even with A and back approximately one horse length.

|               |           |
|---------------|-----------|
| Walk          | -----     |
| Trot          | - - - - - |
| Extended Trot | -----     |
| Canter        | -----     |
| Leg Yield     |           |
| Lead Change   | ///       |
| Back          | ←←←←←     |
| Marker        | (B)       |
| Sidepass      | ←←←←←     |
| Hand Gallop   | -----     |

Walk away from D and follow the instructions of your ring steward.

[HSE/1-44]

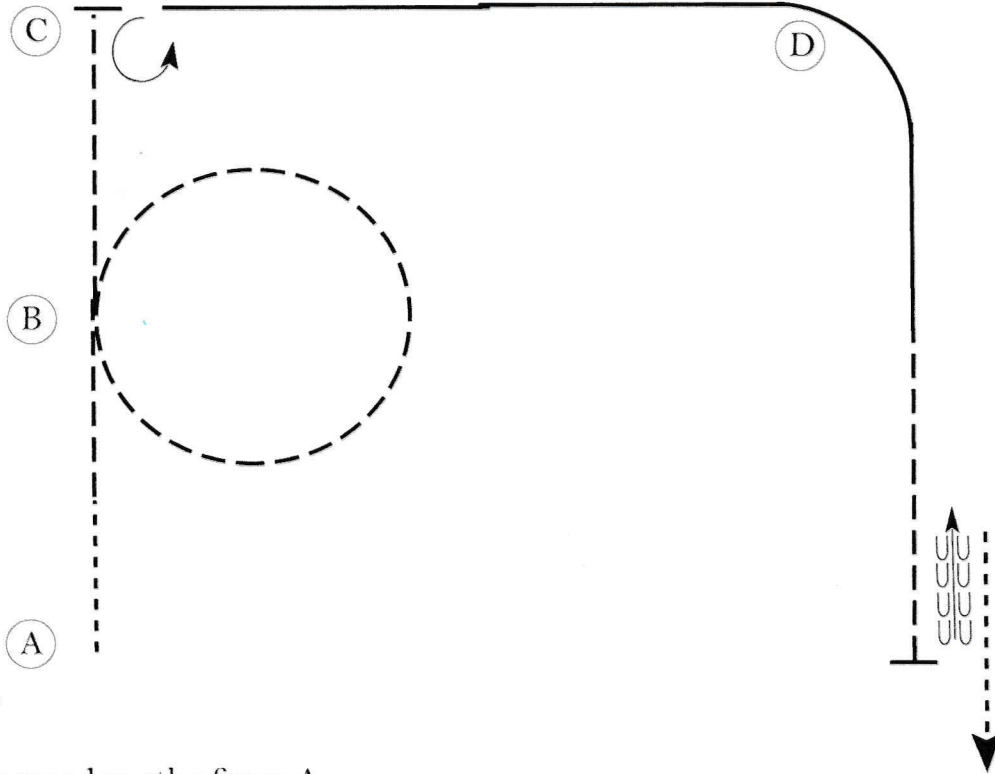
Pattern Provided by:

W W W . H O R S E S H O W P A T T E R N S . C O M

# PHCO & OKApHC World Show Warm Up

Hunt Seat Equitation (Yth AM NP 263 264 267 268 269 270 271)

Show Date: 05/10-12/2024



Be ready at A.

1. Walk two horse lengths from A.
2. Sitting trot to B.
3. At B, trot a circle to the right on the left diagonal.
4. Continue trot to C.
5. Stop at C and perform a 270 degree turn on the hindquarters to the left.
6. Canter on the right lead to and around D.
7. When even with B, begin a posting trot on the right diagonal.
8. Stop when even with A and back approximately one horse length.

Walk away from D and follow the instructions of your ring steward.

|               |             |
|---------------|-------------|
| Walk          | -----       |
| Trot          | - - - - -   |
| Extended Trot | -----       |
| Canter        | =====       |
| Leg Yield     |             |
| Lead Change   | ↘ ↙         |
| Back          | ←←←←←       |
| Marker        | ⊙           |
| Sidepass      | ← - - - - → |
| Hand Gallop   | =====       |

[HSE/2-44]

Pattern Provided by:

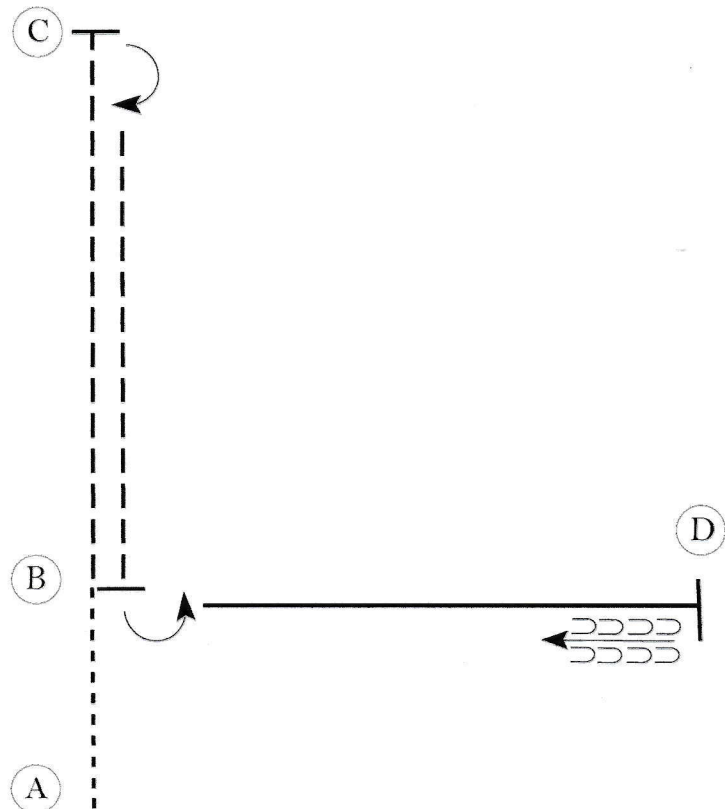
www.horsethows.com



# PHCO & OKApHC World Show Warm Up

## Saddle Seat Equitation (Yth, NP 272, 273)

Show Date: 05/10-12/2024



Be ready at A.

1. Walk A to B.
2. At B, posting trot on the left diagonal to C.
3. \*At C, stop and reverse to the right\*
4. Posting trot on the right diagonal to B.
5. \*At B, stop and reverse to the left\*
6. Canter on the right lead to D.
7. At D stop and back four steps.

|               |             |
|---------------|-------------|
| Walk          | -----       |
| Trot          | - - - - -   |
| Extended Trot | -----       |
| Canter        | —————       |
| Leg Yield     |             |
| Lead Change   | ↘           |
| Back          | ←<br>←<br>← |
| Marker        | (B)         |
| Sidepass      | ←-----→     |
| Hand Gallop   | —————       |

[SSE/20]

Pattern Provided by:

WWW.HORSESHOWPATTERNS.COM